

TRI-STATE
EXTRAVAGANZA



PATTERN BOOK

June 3-4, 2023

PAINT-O-RAMA JUDGES

- Jill Paxton
- Brendan Brown
- Andrea Koehn
- Mike Swain


Lancaster
EVENT CENTER
fairgrounds

KANSAS PAINT HORSE ASSOCIATION
MISSOURI PAINT HORSE CLUB
NEBRASKA PAINT HORSE CLUB

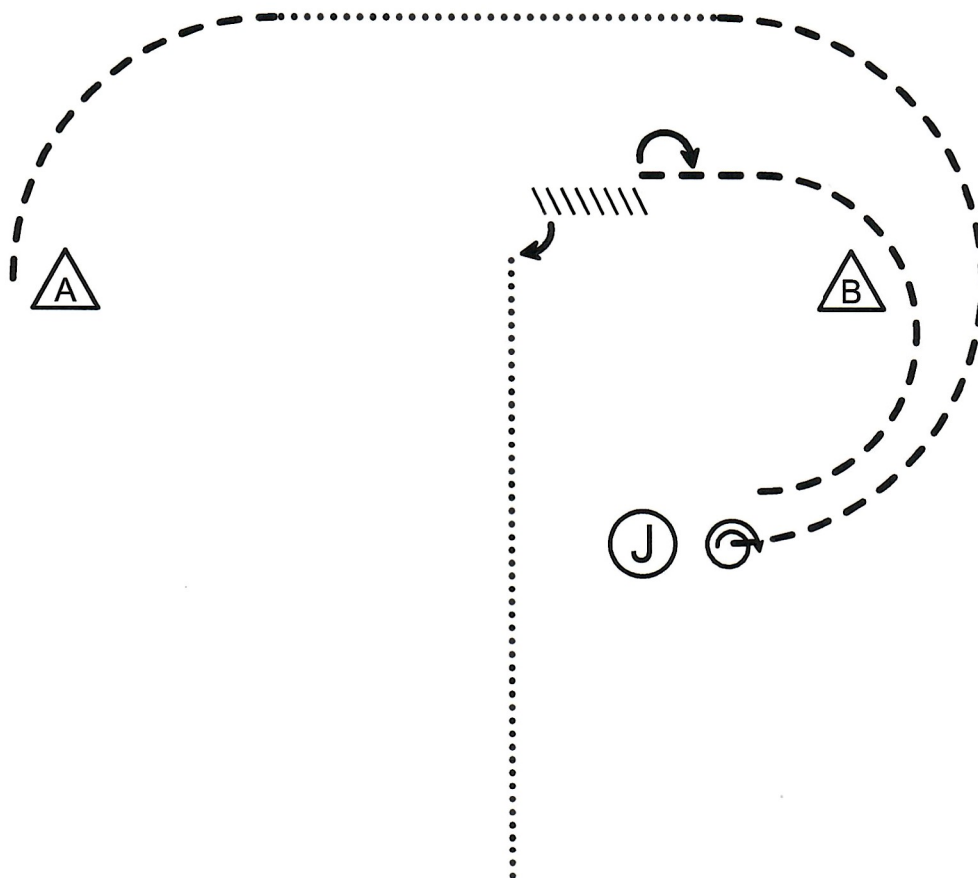
Showmanship

Show: Tri-State Extravaganza

Date: Jun 3, 2023

Age Divisions

- 77. All Breed Walk-Trot
- 80. Youth Walk-Trot 5-10
- 81. Youth Walk-Trot 11-18
- 84. Novice Youth
- 85. Youth 13/U
- 88. Novice Amateur



Be ready at A

1. Trot an arc to the right
2. At the top of the arc, walk one horse length
3. Trot in a half circle to judge
4. Stop and set up for inspection
5. When dismissed, perform a 540° turn
6. Trot around B as shown
7. When even with judge, stop and perform a 180° turn
8. Back one horse length
9. Turn 90° and walk to exit

Follow the instructions of your ring steward

Generated from Equiscribe for iOS
Scan the code to see your results as they are posted



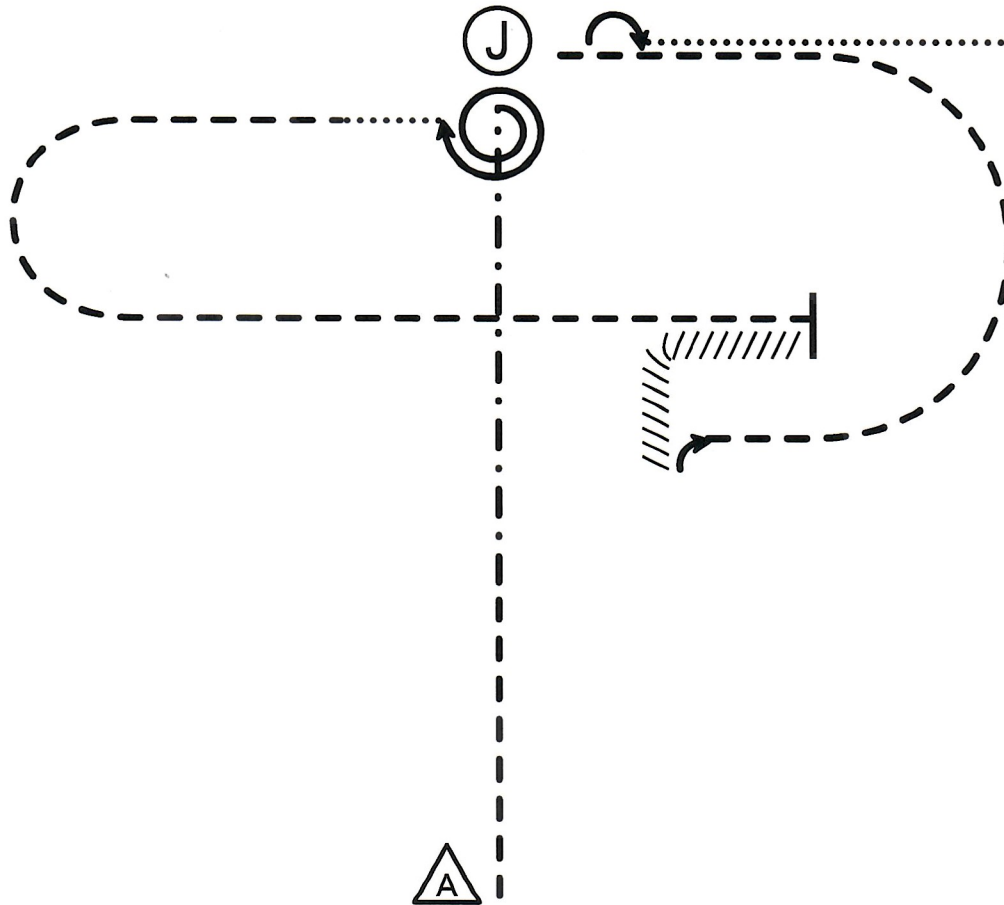
Showmanship

Show: Tri-State Extravaganza

Date: Jun 3, 2023

Age Divisions

- 78. All Breed
- 86. Youth 18/U
- 87. SPB Youth 18/U
- 89. Amateur
- 90. SPB Amateur



Be ready at A

1. Trot 1/3 of line and build to an extended trot to the judge
2. Stop and perform a 1 3/4 turn Walk then trot in a tight half circle and in a straight line across your original line
3. Stop and back in an "L" shape as shown then perform a 90° turn
4. Trot in a half circle to judge
5. Stop and set up
6. Inspection
7. When dismissed, perform a 180° and walk away



Showmanship

Age Divisions

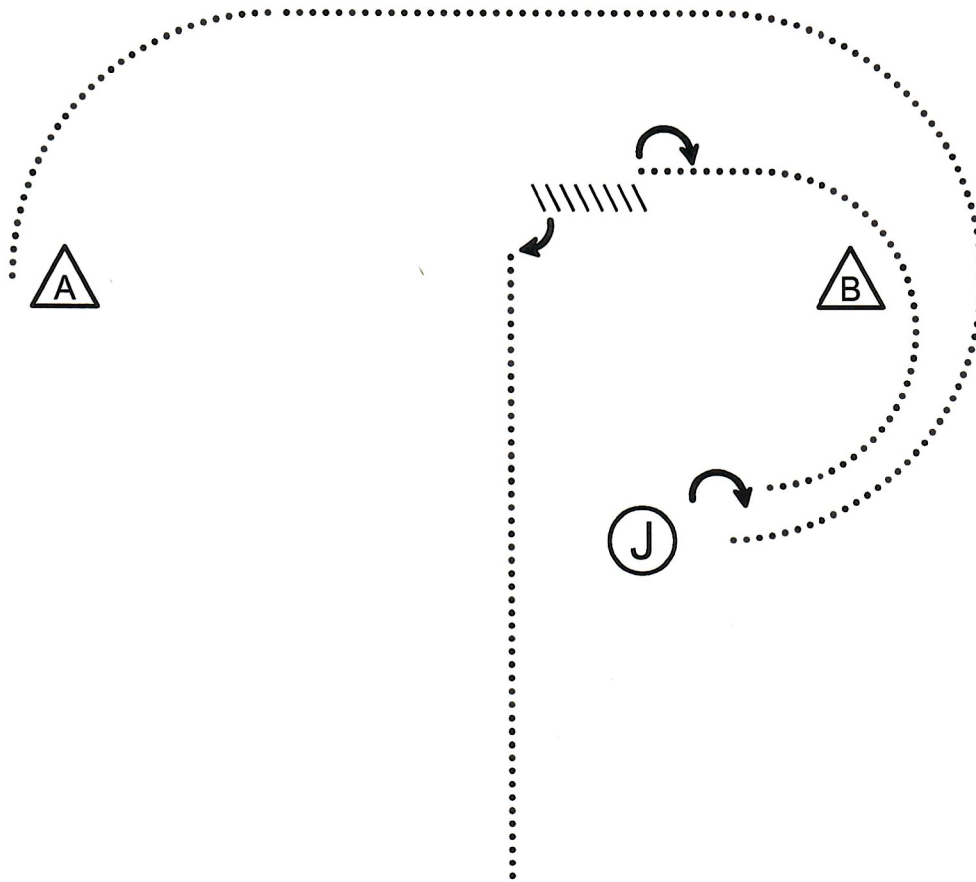
Show: Tri-State Extravaganza

Date: Jun 3, 2023

79. Leadline Walk-Whoa Non-AP

82. Amateur Walk-Trot

83. SPB Amateur Walk-Trot



Be ready at A

1. Walk an arc to the right
2. At the top of the arc, walk one horse length
3. Walk in a half circle to judge
4. Stop and set up for inspection
5. When dismissed, perform a 180° turn
6. Walk around B as shown
7. When even with judge, stop and perform a 180° turn
8. Back one horse length
9. Turn 90° and walk to exit

**NOTE: For class 79 Leadline Walk-Whoa
the pattern ends after maneuver 5**

Follow the instructions of your ring steward

Generated from Equiscribe for iOS
Scan the code to see your results as they are posted



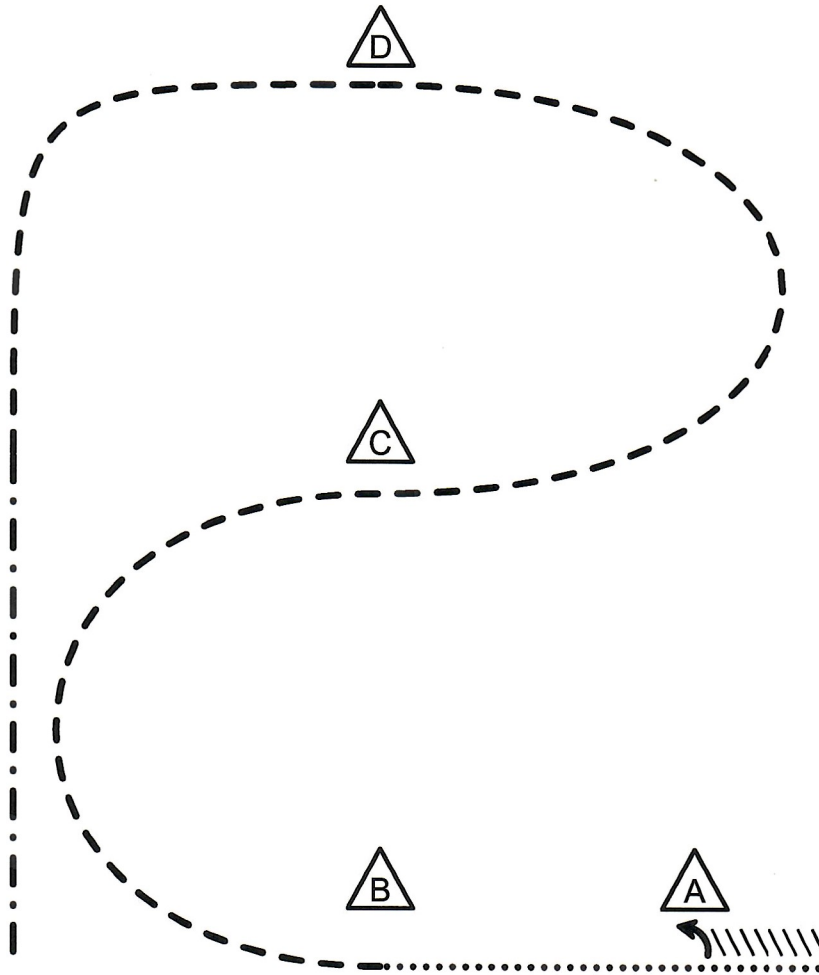
English Equitation

Show: Tri-State Extravaganza

Date: Jun 3, 2023

Age Divisions

- 101. Youth Walk-Trot 5-10
- 102. Youth Walk-Trot 11-18
- 117. All Breed Walk-Trot
- 119. Amateur Walk-Trot
- 120. SPB Amateur Walk-Trot



Pattern design by NULL

Be ready facing cone A

1. 90° forehand turn to left
2. Back approximately 1 horse length
3. Walk to B
4. At B, posting trot serpentine to D (changing diagonals at C)
5. At D, continue posting trot curve back towards C
6. At C, sitting trot until even with B

Pattern is complete when you cross B

Generated from Equiscribe for iOS
Scan the code to see your results as they are posted



English Equitation

Show: Tri-State Extravaganza

Date: Jun 3, 2023

Age Divisions

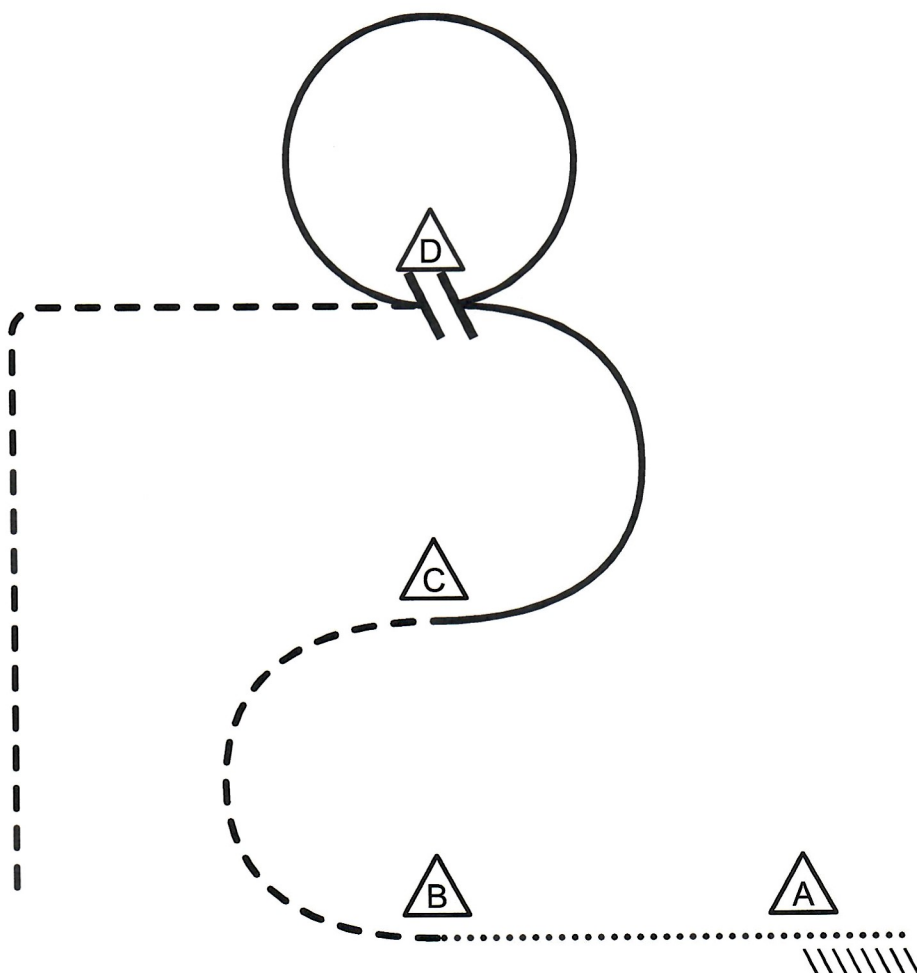
118. All Breed

122. Youth 18/U

123. SPB Youth 18/U

125. Amateur

126. SPB Amateur



Pattern design by NULL

Be ready at A

1. Back one horse length
2. Walk to B
3. Trot left diagonal to C
4. Canter left lead to D
5. Change leads, canter circle right
6. Sitting trot corner to C
7. Posting trot right diagonal back to B

Pattern is complete when you pass B

Generated from Equiscribe for iOS
Scan the code to see your results as they are posted



English Equitation

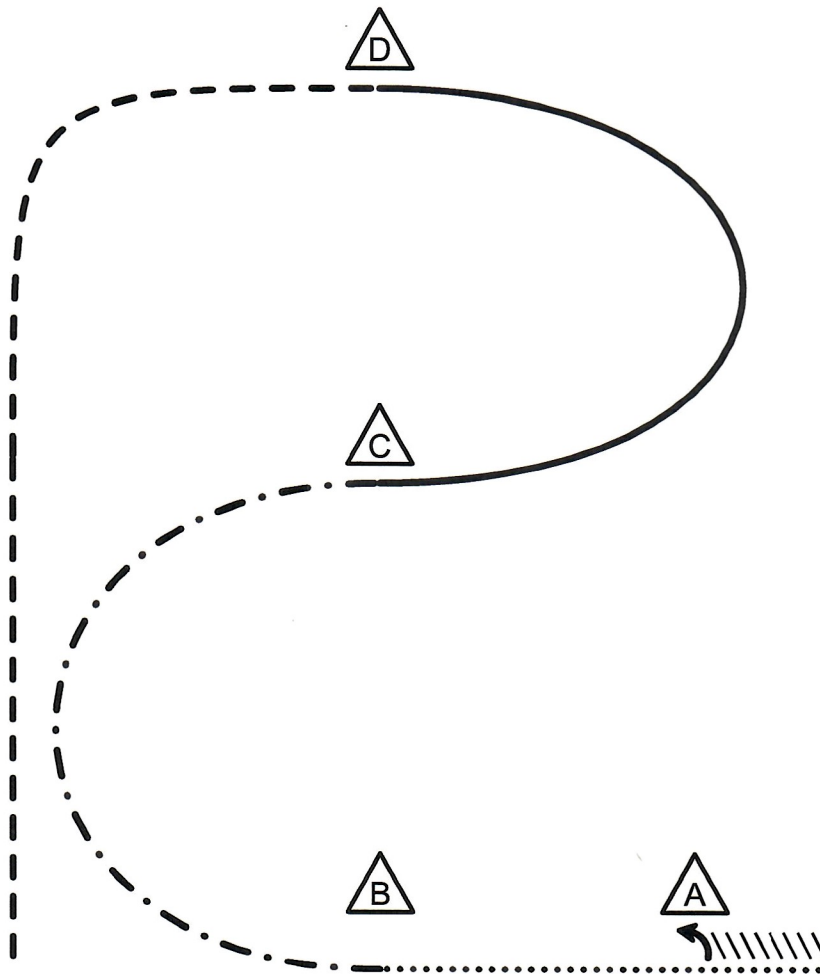
Age Divisions

121. Novice Youth

124. Novice Amateur

Show: Tri-State Extravaganza

Date: Jun 3, 2023



Pattern design by NULL

Be ready facing cone A

1. 90° forehand turn to left
2. Back approximately 1 horse length
3. Walk to B
4. At B, sitting trot to C
5. At C, canter left lead to D
6. At D, trot curve back towards C on right diagonal
7. At C, change diagonals and posting trot back until even with B

Pattern is complete when you cross B

Generated from Equiscribe for iOS
Scan the code to see your results as they are posted



Ranch Riding

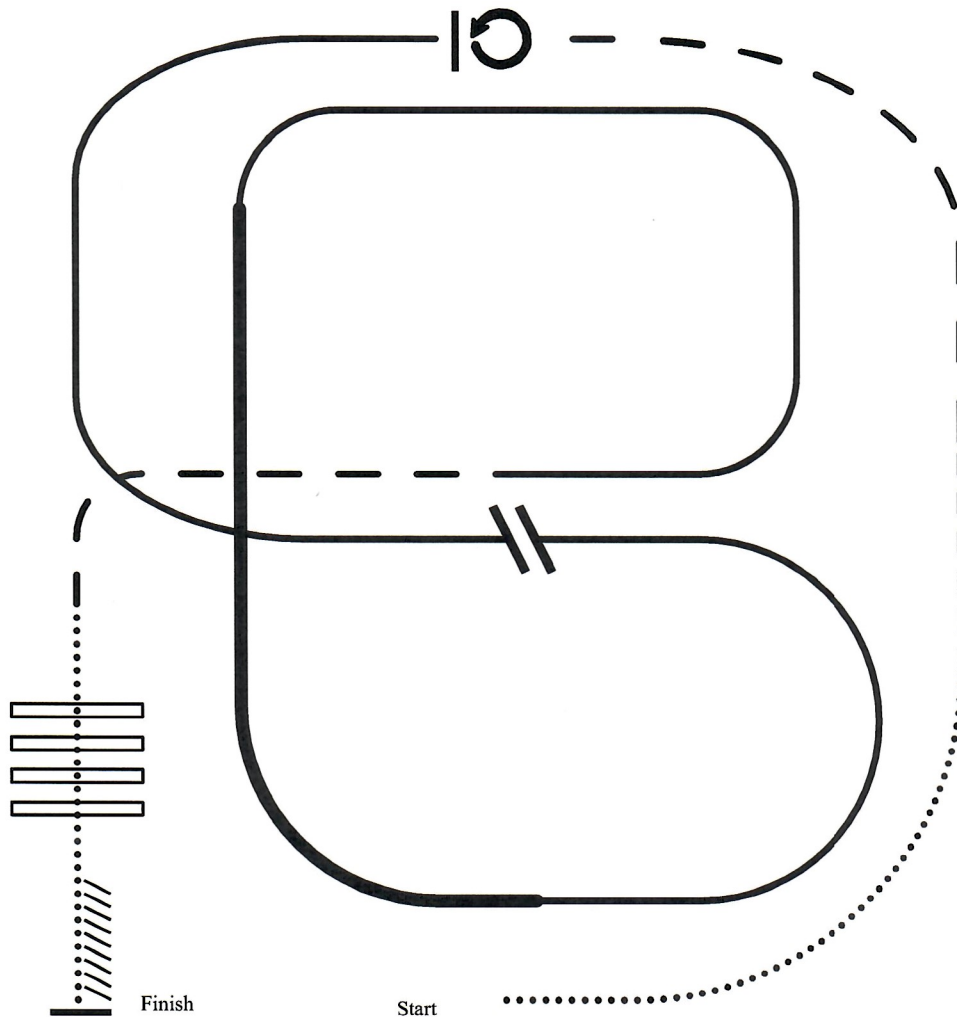
Age Divisions

Show: Tri-State Extravaganza

Date: Jun 3, 2023

Pattern 1

136. All Breed
137. Youth
138. SPB Youth
140. Amateur
141. SPB Amateur
142. Open
139. Novice Amateur



1. Walk
2. Trot
3. Extend the trot; At the top of the arena, stop
4. 360° turn to the left
5. Left lead ½ circle, lope to the center
6. Change leads (simple or flying)
7. Right lead ½ circle
8. Extended lope up the long side of the arena (right lead)
9. Collect back to a lope around the top of the arena and back to center
10. Break down to an extended trot
11. Walk over poles
12. Stop and back

Generated from Equiscribe for iOS
Scan the code to see your results as they are posted



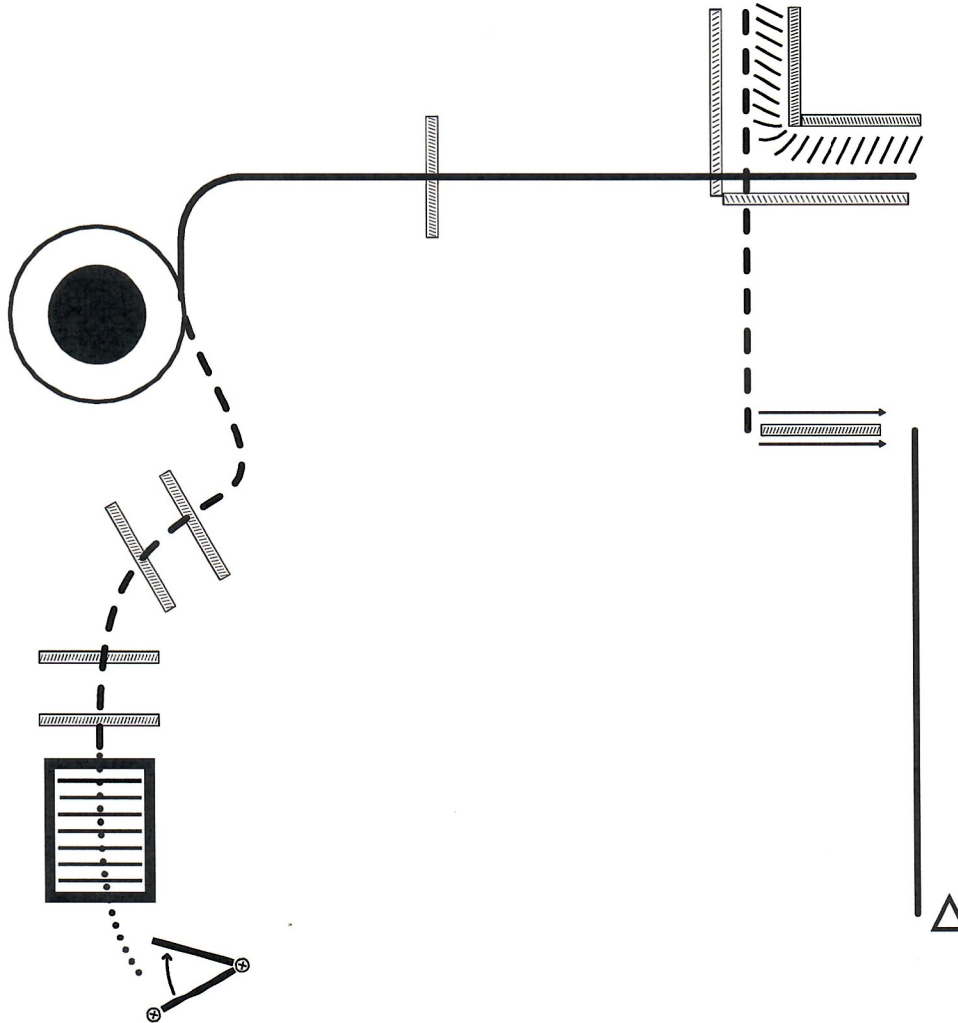
Ranch Trail

Show: Tri-State Extravaganza

Date: Jun 3, 2023

Age Divisions

- 143. All Breed Ranch
- 144. Youth Ranch
- 145. SPB Youth Ranch
- 146. Amateur Ranch
- 147. SPB Amateur Ranch
- 148. Open Ranch



1. Right hand push gate
2. Walk over bridge
3. Trot poles
4. Drag log either direction
5. Right lead lope over elevated pole into chute, stop
6. Right lead lope over elevated pole into chute, stop
7. Trot out of back to and over pole, sidepass left, walk over pole
8. Canter left lead with speed, stop, walk out

Generated from Equiscribe for iOS
Scan the code to see your results as they are posted



Ranch Pleasure

Show: Tri-State Extravaganza

Date: Jun 3, 2023

Pattern 4

Age Divisions

149. All Breed

150. Youth

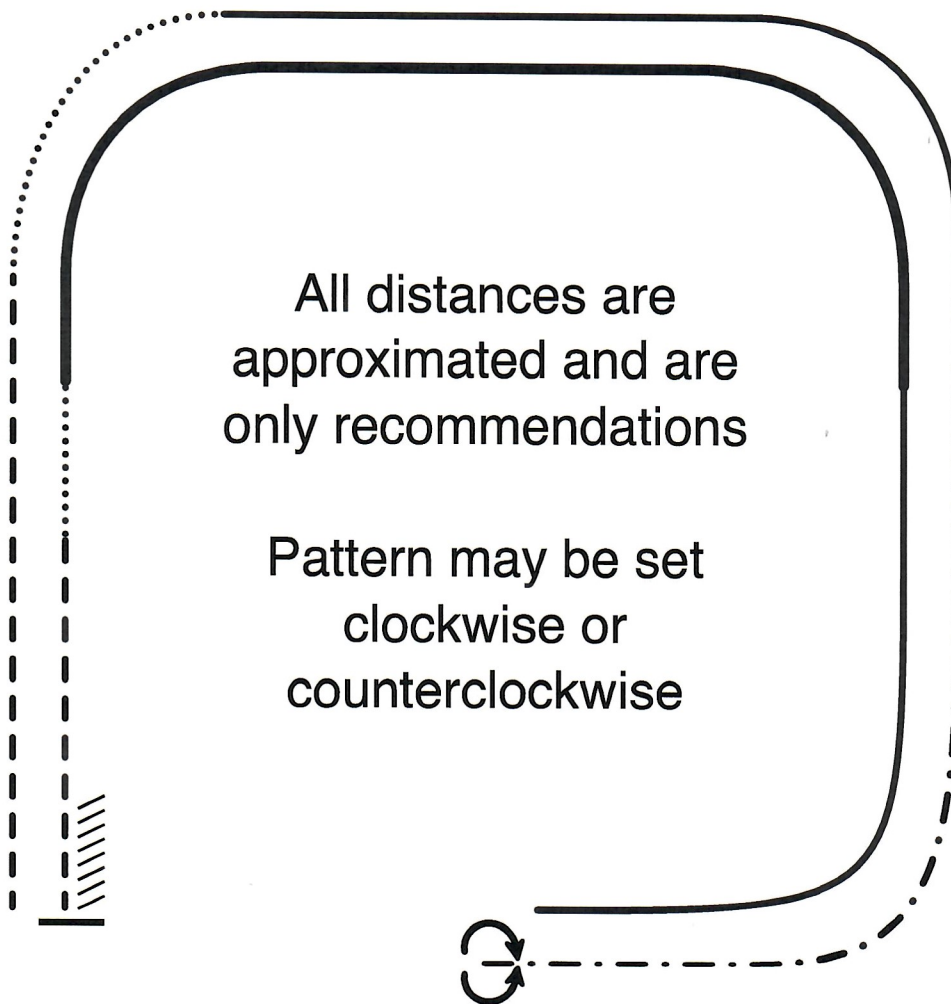
151. SPB Youth

153. Amateur

154. SPB Amateur

155. Open

152. Novice Amateur



1. Trot
2. Extended walk
3. Lope
4. Extended trot
5. Stop; Reverse
6. Lope
7. Extended lope
8. Walk
9. Trot
10. Stop and back

Generated from Equiscribe for iOS
Scan the code to see your results as they are posted



Ranch Reining

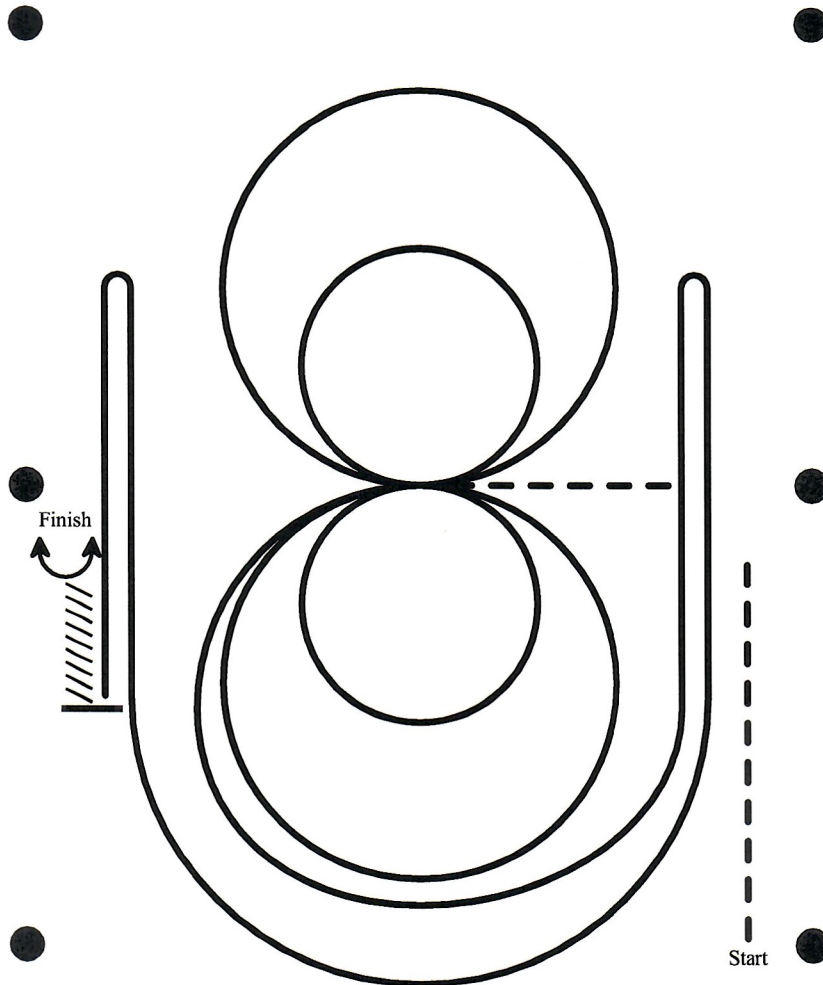
Show: Tri-State Extravaganza

Date: Jun 3, 2023

Pattern 4

Age Divisions

- 156. All Breed Ranch
- 157. Youth Ranch
- 158. SPB Youth Ranch
- 160. Amateur Ranch
- 161. SPB Amateur Ranch
- 162. Open Ranch
- 159. Novice Amateur



Pattern design by NULL

Pattern can be trot-in or lope-in

1. Beginning on the left lead complete two circles left, the first small and slow, the second large and fast; Change
2. Complete two circles right, the first small and slow, the second large and fast; Change leads at the center
3. Begin a large circle to the left but do not close it. Run down the right side of the arena past center and roll back
4. Continue around the end of the arena to run down left side past center and roll back left, no hesitation
5. Run past the middle marker, stop, back up 10 feet; 1/4 turn right, 1/2 turn left, 1/4 turn right; Hesitate to comp

Generated from Equiscribe for iOS
Scan the code to see your results as they are posted



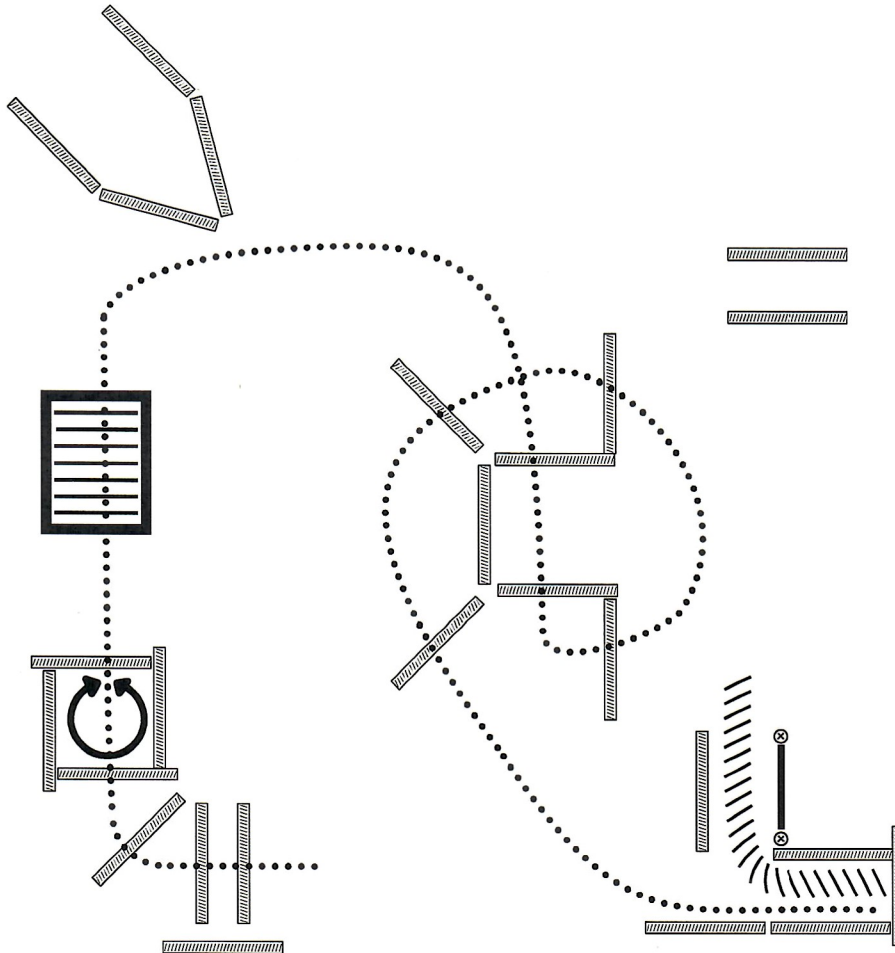
Trail

Age Division

171. Leadline Trail Non-APHA
exhibitor 3-8 yrs

Show: Tri-State Extravaganza

Date: Jun 3, 2023



1. Walk over poles and into box
2. 360° either direction
3. Walk out of box and over bridge
4. Walk over logs as shown
5. Walk into chute
6. Back L and exit

Generated from Equiscribe for iOS
Scan the code to see your results as they are posted



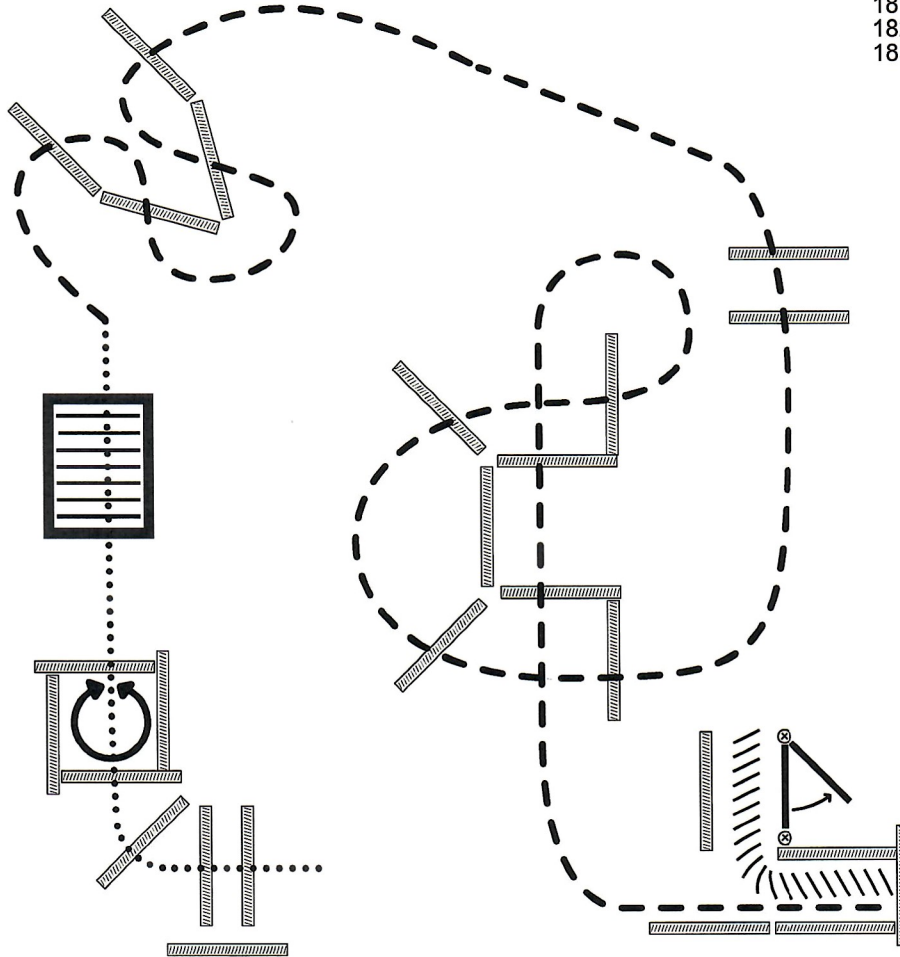
Trail

Show: Tri-State Extravaganza

Date: Jun 3, 2023

Age Divisions

- 172. All Breed Walk-Trot
- 173. All Breed Yearling/2YO Inhand
- 175. Amateur 2YO Inhand
- 176. Open 2YO Inhand
- 177. Amateur Yearling Inhand
- 178. Open Yearling Inhand
- 179. Open SPB Yearling Inhand
- 180. Youth Walk-Trot 5-10
- 181. Youth Walk-Trot 11-18
- 182. Amateur Walk-Trot
- 183. SPB Amateur Walk-Trot



1. Walk over poles and into box
2. 360° either direction
3. Walk out of box and over bridge
4. Trot serpentine over poles
5. Trot over poles
6. Back L to gate
7. Left hand gate and exit

NOTE: For the inhand classes only, WALK after trotting through the serpentine and walk the remainder of the pattern.

Generated from Equiscribe for iOS
Scan the code to see your results as they are posted



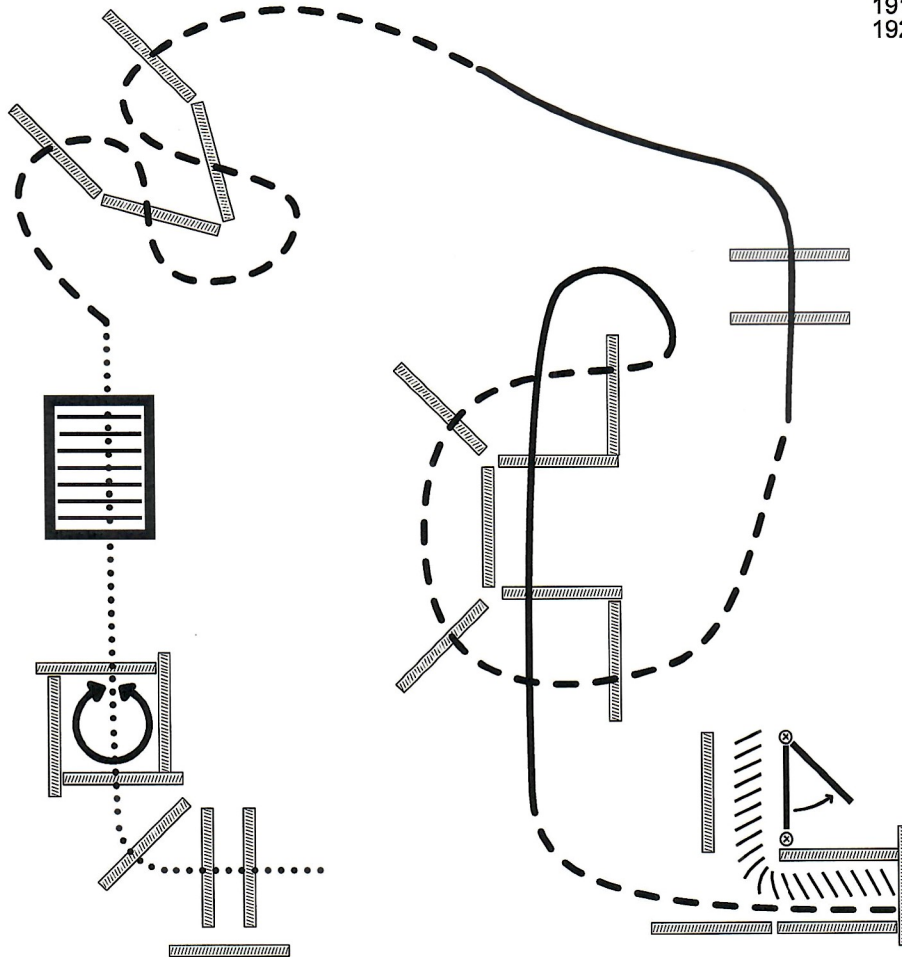
Trail

Show: Tri-State Extravaganza

Date: Jun 3, 2023

Age Divisions

- 174. All Breed
- 184. Novice Youth
- 185. Youth 18/U
- 186. Youth SPB 18/U
- 187. Green
- 188. Novice Amateur
- 189. Amateur
- 190. SPB Amateur
- 191. Open
- 192. SPB Open



1. Walk over poles and into box
2. 360° either direction
3. Walk out of box and over bridge
4. Trot serpentine over poles
5. Lope right lead over poles
6. Trot over poles
7. Lope left lead over poles
8. Trot into chute
9. Back L to gate
10. Left hand gate and exit

Generated from Equiscribe for iOS
Scan the code to see your results as they are posted

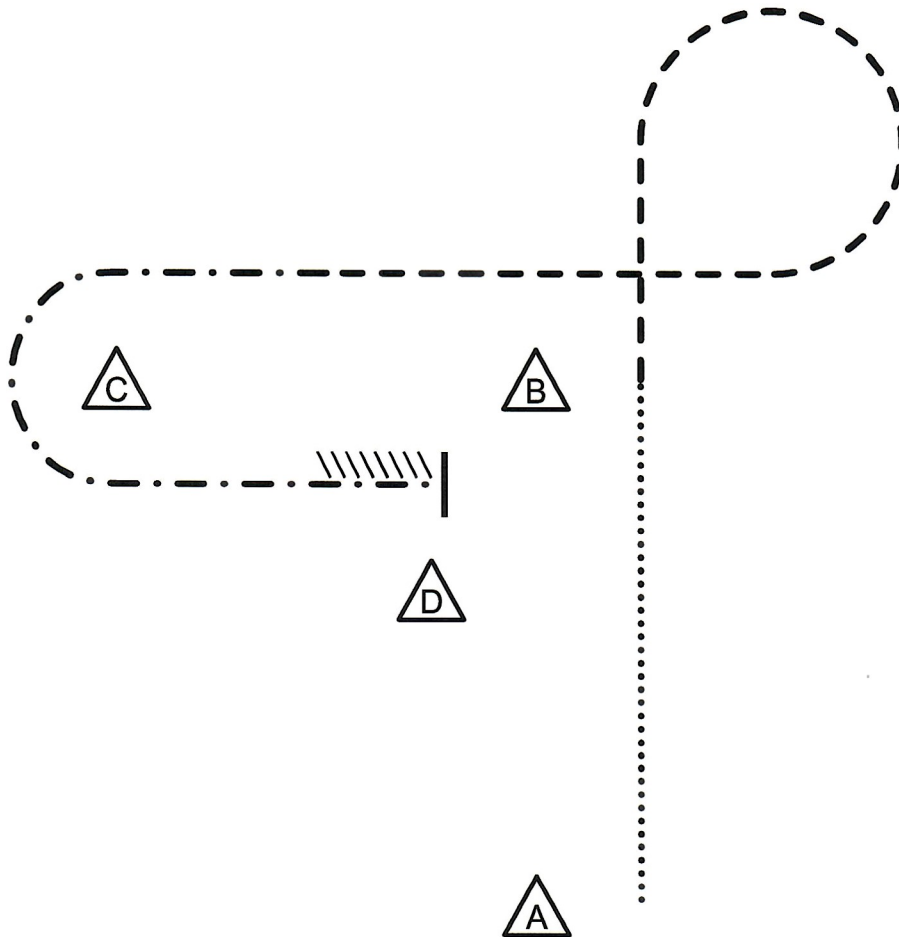


Horsemanship

Show: Tri-State Extravaganza
Date: Jun 3, 2023

Age Divisions

198. Youth Walk-Trot 5-10
199. Youth Walk-Trot 11-18
216. All Breed Walk-Whoa (Walk
217. All Breed Walk-Trot
223. Amateur Walk-Trot
224. SPB Amateur Walk-Trot



Be ready at A

1. Walk from A to B
2. Jog a circle to the right
3. Halfway between B and C, extend the jog to D
4. Stop at D and back approximately one horse length

Follow the instructions of your ring steward

Generated from Equiscribe for iOS
Scan the code to see your results as they are posted



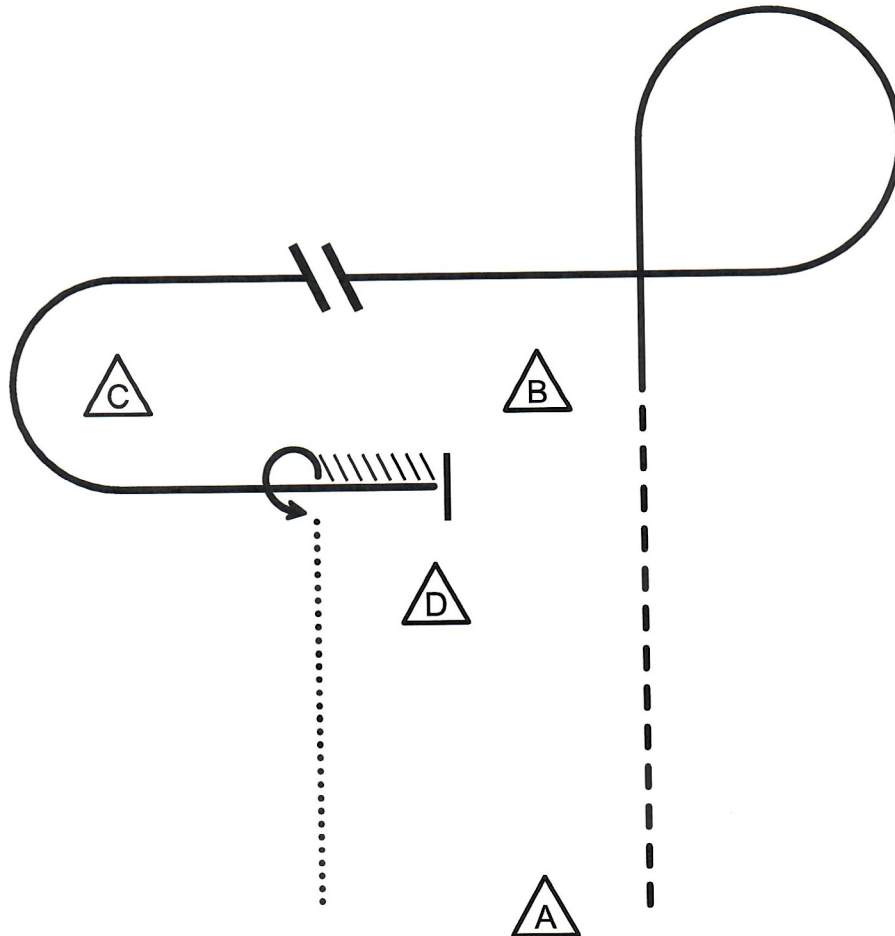
Horsemanship

Show: Tri-State Extravaganza

Date: Jun 3, 2023

Age Divisions

- 218. All Breed
- 219. Novice Youth
- 220. Youth 13/U
- 221. Youth 18/U
- 222. SPB Youth 18/U
- 225. Novice Amateur



Be ready at A

1. Jog from A to B
2. Lope a circle to the right
3. Halfway between B and C, perform a simple or flying lead change
4. Lope on the left lead to D
5. Stop at D and back approximately one horse length
6. Spin 3/4 turn to the left and walk off

Follow the instructions of your ring steward

Generated from Equiscribe for iOS
Scan the code to see your results as they are posted



Horsemanship

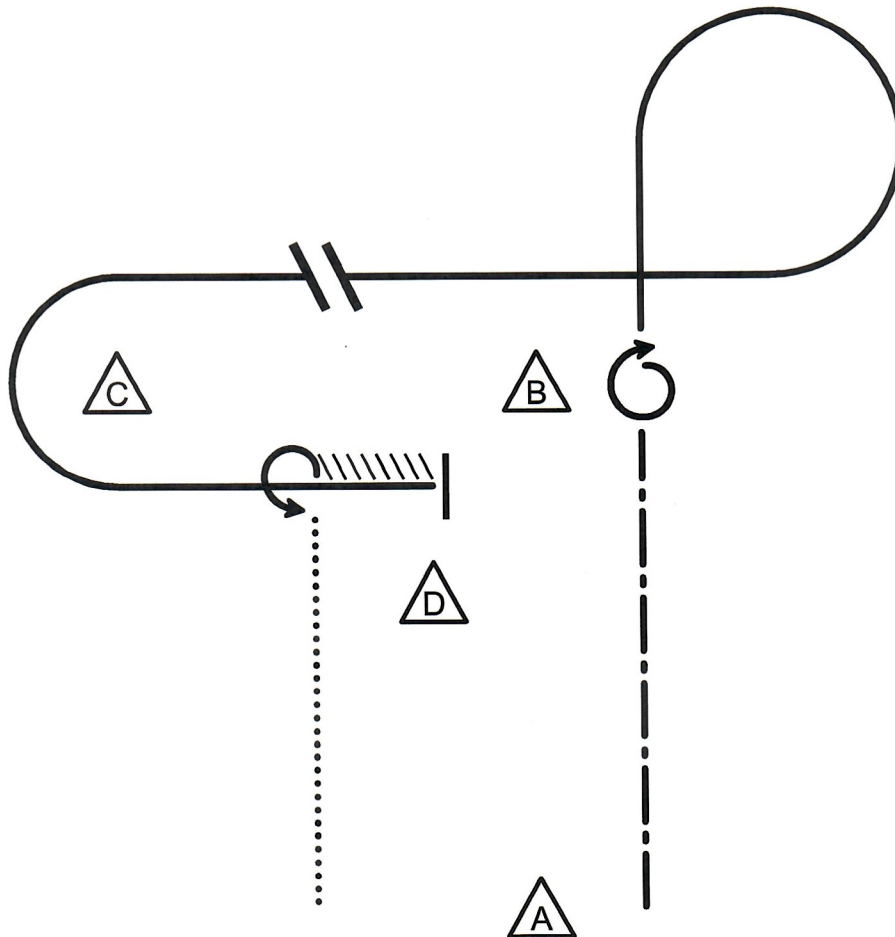
Age Divisions

226. Amateur

227. SPB Amateur

Show: Tri-State Extravaganza

Date: Jun 3, 2023



Be ready at A

1. Extend the jog from A to B
2. Stop at B and complete 360° spin to the right
3. Lope a large fast circle to the right
4. At B slow to collected lope
5. Halfway between B and C, change leads
6. Lope left lead to D
7. Stop at D and back approximately one horse length
8. Spin 270° to the left and walk off

Follow the instructions of your ring steward

Generated from Equiscribe for iOS
Scan the code to see your results as they are posted



Western Riding

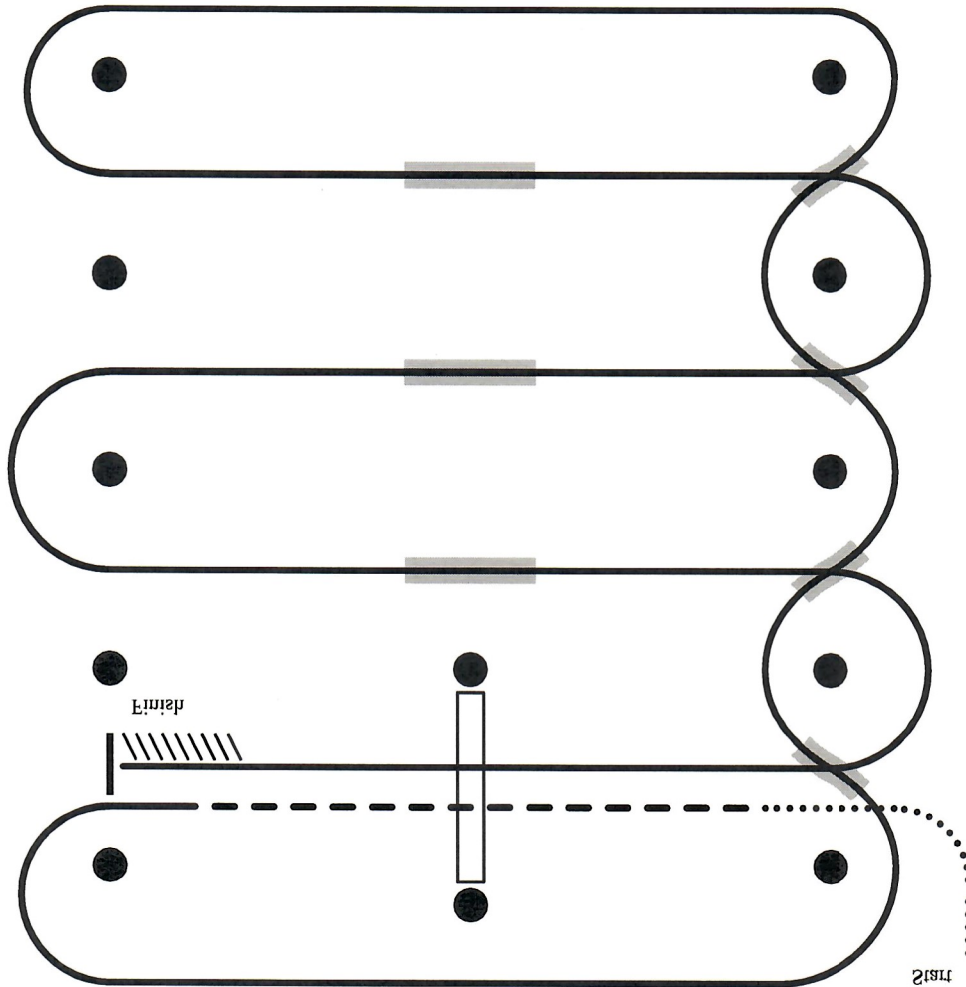
Age Divisions

228. Youth
231. Amateur
232. Open

Show: Tri-State Extravaganza

Date: Jun 3, 2023

Pattern 9



Pattern design by NULL

1. Walk, transition to jog, jog over log
2. Transition to the lope, lope around end
3. First line change
4. Second line change
5. Third line change
6. Fourth line change
7. First crossing change
8. Second crossing change
9. Third crossing change
10. Lope over log
11. Lope, stop & back

Generated from Equiscribe for iOS
Scan the code to see your results as they are posted



Western Riding

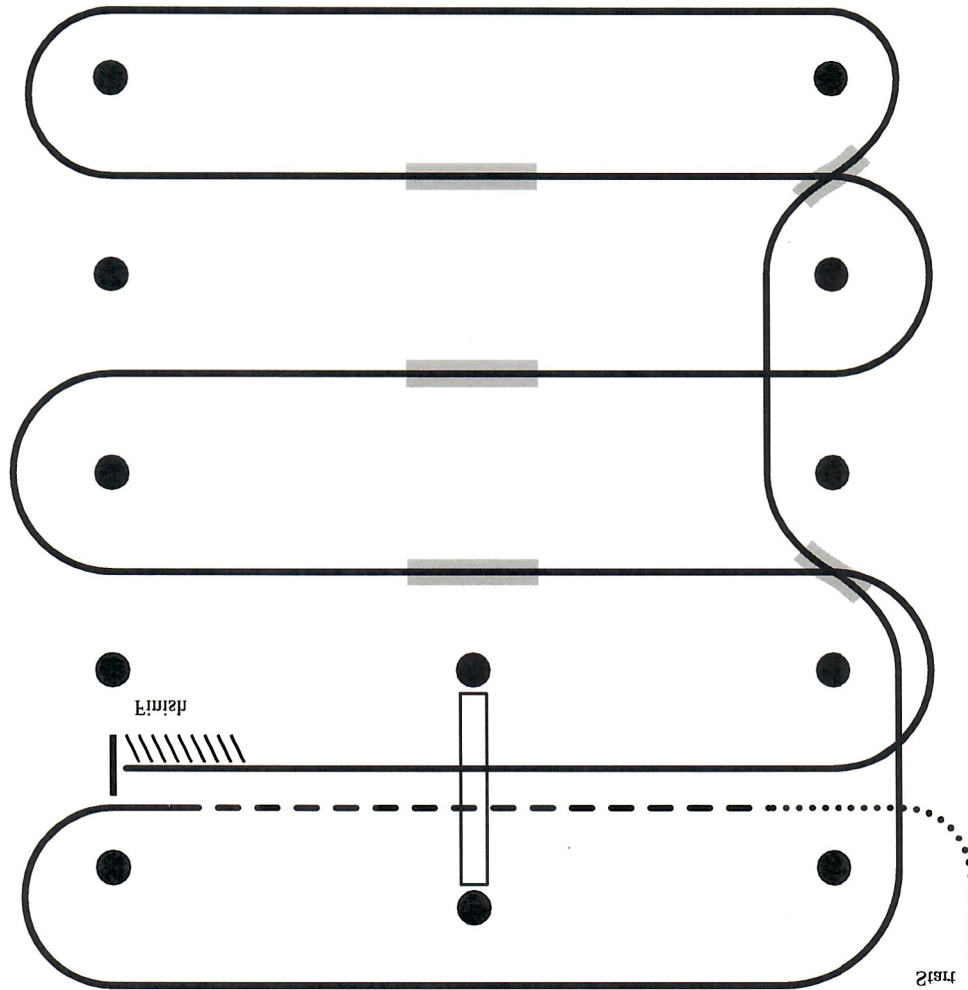
Age Divisions

229. Green
230. Novice Amateur

Show: Tri-State Extravaganza

Date: Jun 3, 2023

Green Pattern 9



Pattern design by NULL

1. Walk, transition to jog, jog over log
2. Transition to the left lead and lope around end
3. First line change
4. Second line change, lope around end of arena
5. First crossing change
6. Second crossing change
7. Third crossing change
8. Lope over log
9. Lope, stop & back

Generated from Equiscribe for iOS
Scan the code to see your results as they are posted



Reining

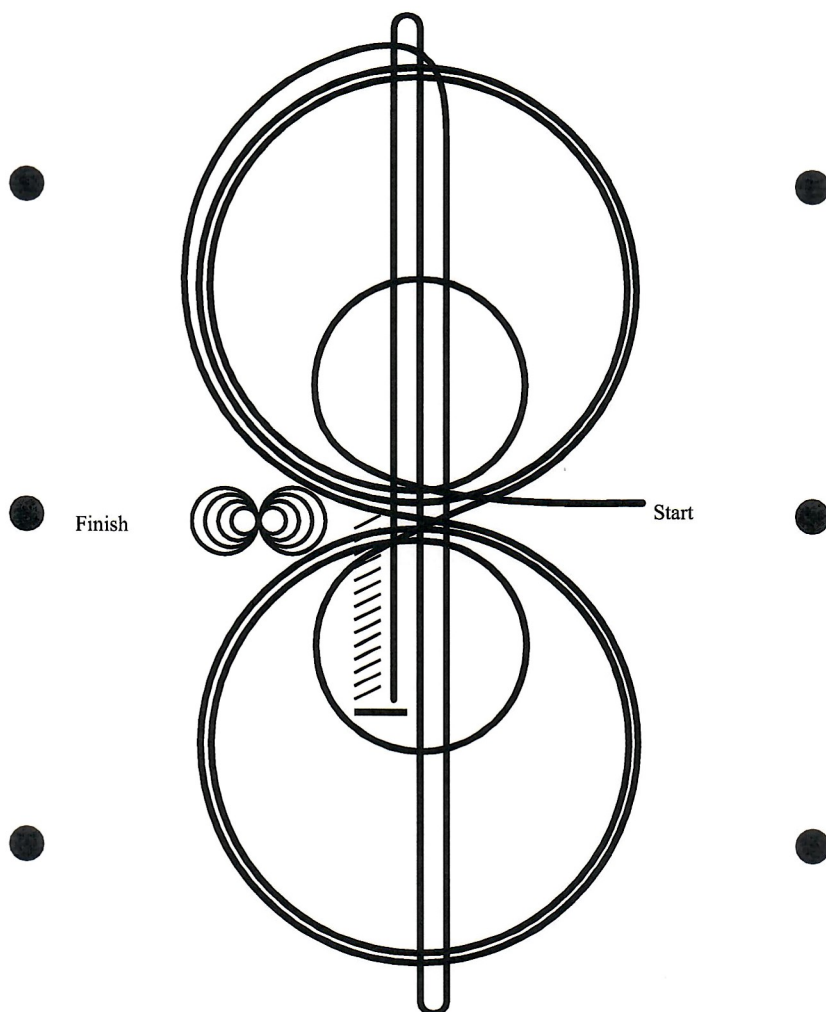
Age Divisions

Show: Tri-State Extravaganza

Date: Jun 3, 2023

Pattern 2

233. All Breed
234. Youth 18/U
235. SPB Youth 18/U
236. Amateur
237. SPB Amateur
238. Open
239. Open SPB



1. Beginning on the right lead, complete three circles to the right: the first circle small and slow; the next two circles large and fast.
2. Complete three circles to the left: the first circle small and slow; the next two circles large and fast. Change lead.
3. Continue around previous circle to the right. At the top of the circle, run down the middle to the far end of the arena.
4. Run up the middle to the opposite end of the arena past the end marker and do a left rollback - no hesitation.
5. Run past the center marker and do a sliding stop. Back up to the center of the arena or at least 10 feet (3 meters).
6. Complete four spins to the right.
7. Complete four spins to the left. Hesitate to demonstrate the completion of the pattern.

Rider may drop bridle to the designated judge.

Generated from Equiscribe for iOS
Scan the code to see your results as they are posted

